





















The Creative I-Ching Basic Worksheet

Question or Reference: Share with me the second of 3 examples best suited to illustrate the method of the Creative I-Ching

	Line Value (6, 7, 8 or 9) (----- or --- ----)	Line Picture	Trigrams		Hexagram Name	
Line #6	7				Understanding	
Line #5	8	 	Li	Upper Primary	Hexagram Idea	Power of Awareness
Line #4	9	 	K'an	Upper Nuclear	Hexagram Number	# 43
Line #3	8	 	Ken	Lower Nuclear	Hexagram House	House of Compassion
Line #2	8	 	Chen	Lower Primary	Hexagram Position	Creation of Compassion
Line #1	7					

Hexagram After Change

	Line Picture (----- or --- ----)		
Line #6		Hexagram Name	Potential
Line #5	 	Hexagram Idea	Power of the Moment
Line #4	 	Hexagram Number	# 5
Line #3	 	Hexagram House	Inner Circle
Line #2	 	Hexagram Position	Conception of Inner Circle
Line #1			

Full Lines (Old Yang or Old Yin)

		Stages of Yang and Yin in Trigrams		
9 or 6 in the 6th	Image/Characteristic Quality/Result	_____	Upper Primary	_____
		_____		_____
		_____		_____
9 or 6 in the 5th	Image/Characteristic Quality/Result	_____	Upper Primary	_____
		_____	Upper Nuclear	_____
		_____		_____
9 or 6 in the 4th	Image/Characteristic Quality/Result	_____	Upper Primary	Creative in Awareness
		_____	Lower Nuclear	Inspiring the Moment
		_____	Upper Nuclear	Furthering the Path
9 or 6 in the 3rd	Image/Characteristic Quality/Result	_____	Lower Primary	_____
		_____	Lower Nuclear	_____
		_____	Upper Nuclear	_____
9 or 6 in the 2nd	Image/Characteristic Quality/Result	_____	Lower Primary	_____
		_____	Lower Nuclear	_____
		_____		_____
9 or 6 in the 1st	Image/Characteristic Quality/Result	_____	Lower Primary	_____
		_____		_____
		_____		_____